




## Twist Collective

Last Updated on Sunday, 17 February 2013 12:24

Published on Friday, 09 July 2010 10:01

---



[Buy Kollage Yarns Glisten at Paradise Fibers](#)

## Twist Collective

Last Updated on Sunday, 17 February 2013 12:24

Published on Friday, 09 July 2010 10:01

---

Open up with a chic cardigan. The cable graces just one side of the sweater, dissolving into simple ribs.

**\$7.00 US**

[add to basket](#)

[view basket](#)

### Finished measurements:

30 (33 ½, 37, 40 ½, 44, 47 ¾, 51 ¼)" / 76 (85, 94, 103, 112, 121.5, 130) cm

Shown in size 33 ½" / 85 cm

Intended to fit with 0–2" / 0–5 cm ease.

**Yarn:** 8 (8, 9, 10, 12, 13, 14) skeins Kollage Yarns Glisten (88 yds / 80 m per 1 ¾ oz / 50 g skein; 70% Alpaca, 25% Silk, 5% Estillina) in #7320 Pearl

**Needles & Notions:** Size 8 US / 5 mm circular needle, 32" / 80 cm long

Size 8 US / 5 mm circular needle, 16" / 40 cm long

Size 8 US / 5 mm set of double-pointed needles

Size 7 US / 4.5 mm circular needle, 24" / 60 cm long

Cable needle, stitch holders, tapestry needle

**Gauge:** 18 sts and 24 rows = 4" / 10 cm in Stockinette stitch with larger needles

**Construction Notes:** This open front cardigan is worked in one piece to the armholes, then divided for back and fronts. The sleeves are worked from the top down, starting with stitches picked up at the armholes and using a short-row sleeve cap. The shawl collar is knit together with the fronts of the sweater, and features cables on the left side only. The collar is shaped with short rows at the back neck.

*This is a pdf download, not a mailed pattern. An email with a link to download will be sent to the same email used for your paypal account. These links expire after 3 downloads or 100 hours (whichever comes first).*