

Do we at Twist ever tell you, the knitters out there, how much we like you? It's a lot. We think about you guys all the time and how we can make a better product for you. One thing we've quietly rolled out is integration with Ravelry so that the patterns you buy from us will also be in your Ravelry library.

It was a hard decision to make. On the one hand, we want your pattern buying experience to be as good as we can make it, and offering patterns through Ravelry makes it even more convenient for customers to buy their patterns and find them in their library and purchase gift patterns for friends and family. On the other hand, we really count on your visits to our site. The generous folks who support our magazine with their ads and yarn help us defray the cost of producing patterns so we can keep prices down and pay designers, tech editors, photographers, programmers, layout designers, models and everyone else, a fair wage.

So we hope that these new enhancements will be a boon to all of you and we hope you'll still stop by our site, flip through the magazine and, if you see something you like, click some of the lovely ads our supporters have placed in the editions and the shop. Of course, we always welcome feedback and if you have any concerns or questions, please don't hesitate to [contact us](#). We love to hear from you.

For those of you making purchases directly from our site, here's how to add your purchase to your ravelry library.

Step 1:

Add your purchases to your basket.

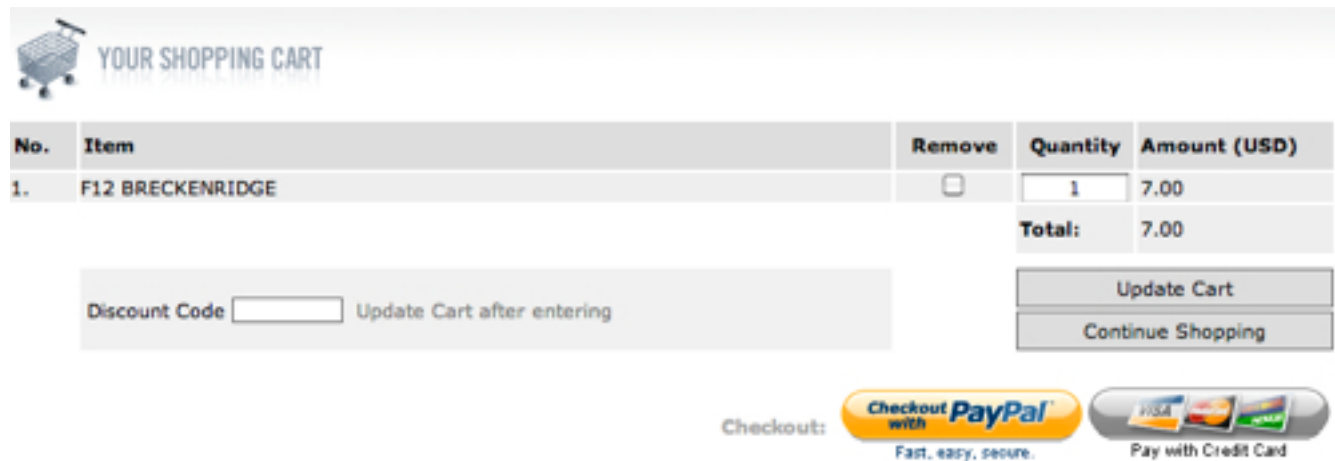
The screenshot shows the Twist Collective website interface. At the top, there is a red navigation bar with the Twist Collective logo and links for Contents, Articles, Shop, Blog, About, Past Issues, and View Basket. Below the navigation bar, the page title "Home" is visible. The main content area features a banner for "The Oregon Woodworker" with the headline "Are you Tired of Umbrella Swifts" and the website URL "www.theoregonwoodworker.com".

On the left side, there is a "Subscribe" section with a "Newsletter List" checkbox, input fields for "Name" and "E-mail", a "Receive HTML?" checkbox, and a "Subscribe" button. Below this is a "Main Menu" with links to Home, Current Issue, Shop, Twist Blog, About Twist, Help / FAQ, and Twist Events.

The central product listing is for "Breckenridge by Fiona Ellis", described as "Asymmetrical cables on a pretty pullover." The price is "\$7.00 US". There are two buttons: "add to basket" and "view basket". A blue arrow points to the "add to basket" button. The listing includes finished measurements: Bust: 30 1/2 (34, 36, 43, 47 1/2, 51)" / 77.5 (86.5, 96.5, 109, 120.5, 129.5) cm; Length to shoulder: 21 3/4 (22, 22 1/2, 23, 23 1/2, 24 1/2)" / 55 (56, 57, 58.5, 59.5, 62) cm; Shown in size 34" / 86.5 cm; Intended to be worn with no ease. The yarn is specified as 5 (5, 6, 6, 7, 7) skeins SweetGeorgia Yarns Superwash DK (256 yd / 234 m per 4 oz / 115 g skein; 100% Superwash Merino Wool). To the right of the text is a photograph of a woman with red hair wearing the red pullover, standing in front of a green vehicle.

Step 2:

Check out and choose your method of payment. We offer both PayPal and credit card options.





YOUR SHOPPING CART

No.	Item	Remove	Quantity	Amount (USD)
1.	F12 BRECKENRIDGE	<input type="checkbox"/>	1	7.00
			Total:	7.00

Discount Code Update Cart after entering

Update Cart
Continue Shopping

Checkout:  

Step 3:

You'll receive an email from Twist Collective with a link that will allow you to add your pattern to your Ravelry library. This is a special link. It doesn't expire, but it will only work one time.

You'll find two links for your items below. The first allows you to download the pattern. You've been able to do, and in addition, we've now added the ability to add these patterns to your Ravelry library. This link gives you the option to do that.

If you'd like to add the items you purchased to your Ravelry library, once you click the link then it will ask you to allow Twist Collective to have one-time access to your account to add items to your library. Please understand that this functionality is still undergoing testing.

Add to ravelry

Please note, the The Ravelry link is permanent, but will only work once. The do this three attempts, whichever event happens first.

To download the patterns click here:
[%download_link%]

To add them to your Ravelry library, click here and then log in:
http://www.twistcollective.com/ravelry_interface/add_to_library.php?transaction_id=1234567890

Thanks for you purchase, and happy knitting!

-Twist Collective

Step 4:

Ravelry will ask you to authorize access to your account. If you are already logged into Ravelry, it will tell you which user name is in use. If you wish to link the pattern to a different account, use the "sign in as a different user" link.



Step 5:

A confirmation page will display letting you know that your pattern is in your library.

The following patterns have been added to your Ravelry library:
Breckenridge

Note:

Before setting up pattern sales in Ravelry, we gave designers the option to opt-out of having their patterns included. A few patterns that are available on our site are not available to add to your Ravelry library. You'll receive the notification below if one of your purchases is unavailable in Ravelry. Moving forward, all new patterns will be available both on our site and through Ravelry.

